

WAPHA B Show

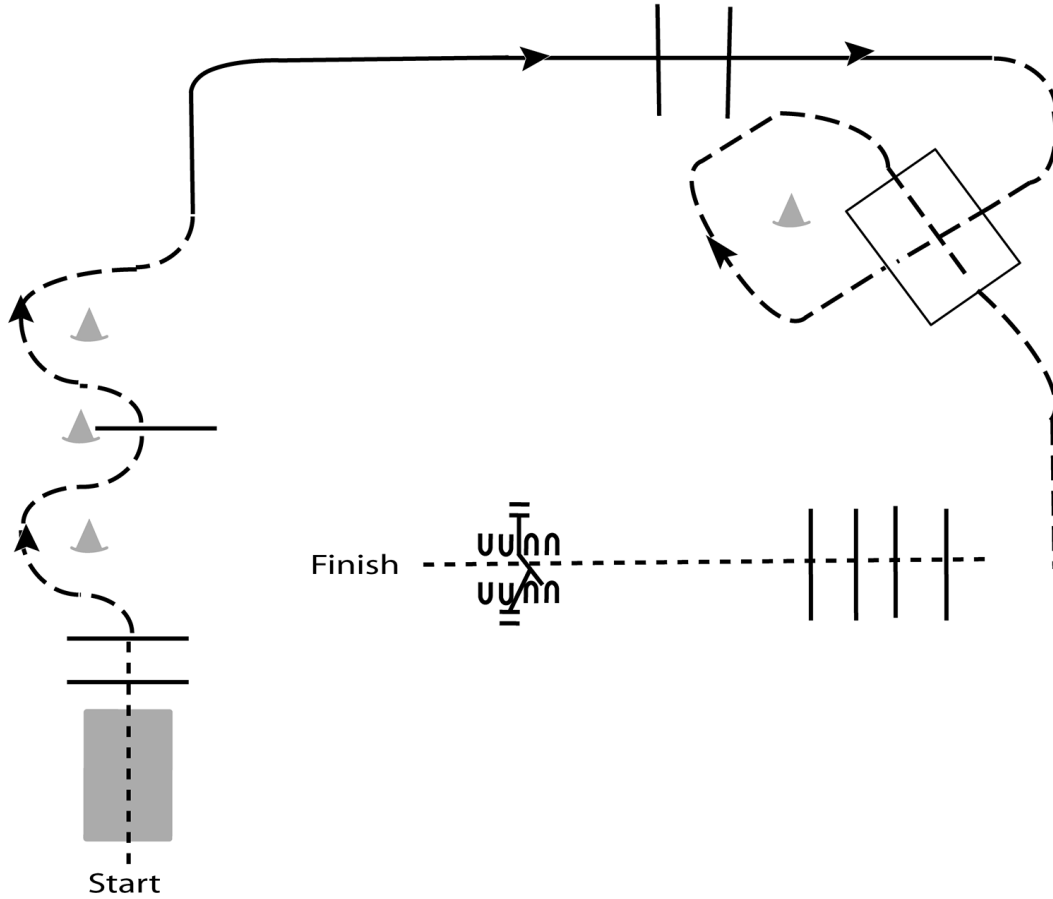
Led Trail /Improver Beginner

Show Date: 04-12-2026

www.HorseShowPatterns.com

www.HorseShowPatterns.com

****Jog where lope is indicated****



Be ready at start.

1. Walk over bridge and over poles
2. Jog through serpentine and over pole
3. Jog over poles
4. Jog through box
5. Walk over poles
6. Work gate with left hand

Walk	-----
Jog	- - - - -
Extended Jog	- - - - -
Lope	—————
Leg Yield	
Lead Change	↘
Back	←←←←←
Marker	Ⓚ
Sidepass	←-----→

[T/1-6]

Pattern Provided by:

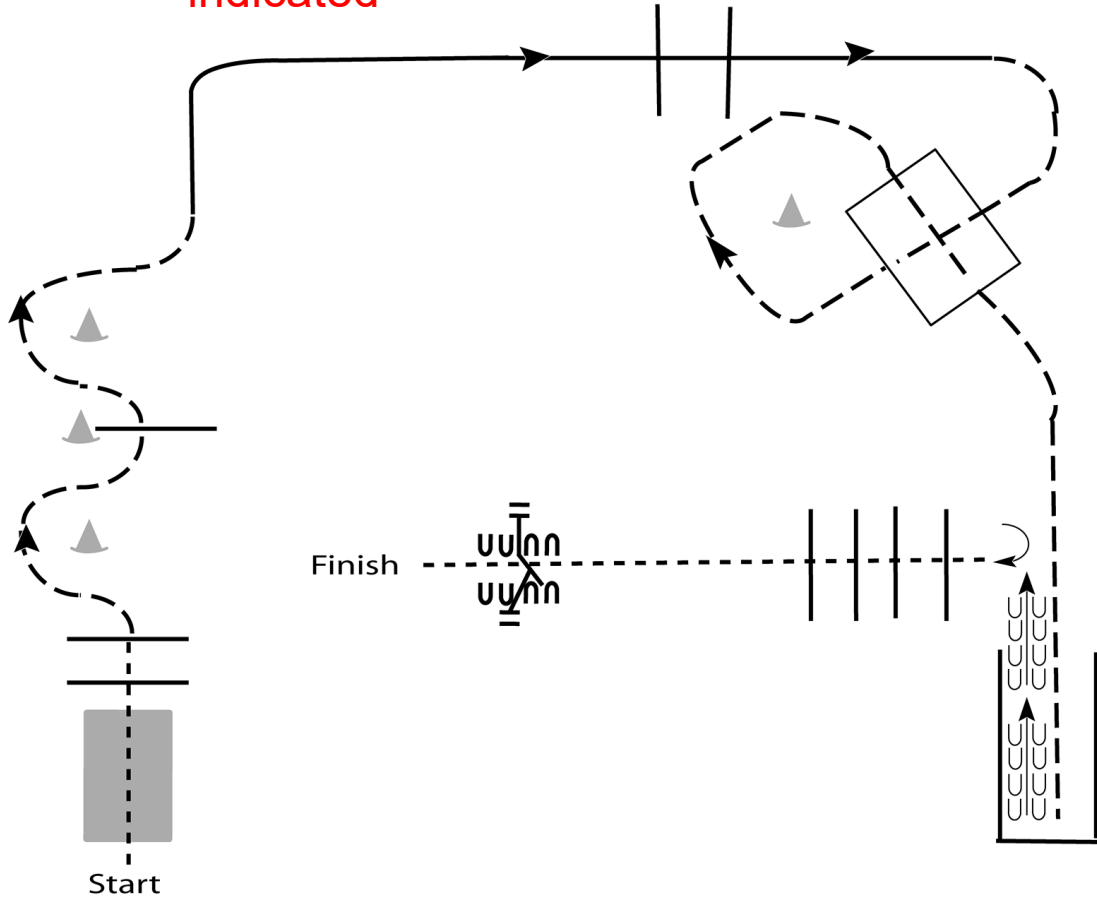
WA Paint Horse Association

WAPHA B Show

All trail (except Led Trail and Improver Beginner)

Show Date: 04-12-2026

****Open Walk/Jog - Extend Jog where lope is indicated**



Be ready at start.

1. Walk over bridge and over poles.
2. Jog through serpentine and over pole.
3. Lope on the right lead over poles.
4. Jog through box and into chute.
5. Back out of chute.
6. Turn 90 degrees and walk over elevated poles.
7. Work gate with left hand.

Walk	-----
Jog	- - - - -
Extended Jog	- - - - -
Lope	—————
Leg Yield	
Lead Change	— / —
Back	← ← ← ← ←
Marker	Ⓚ
Sidepass	← ——— →

[T/1-6]

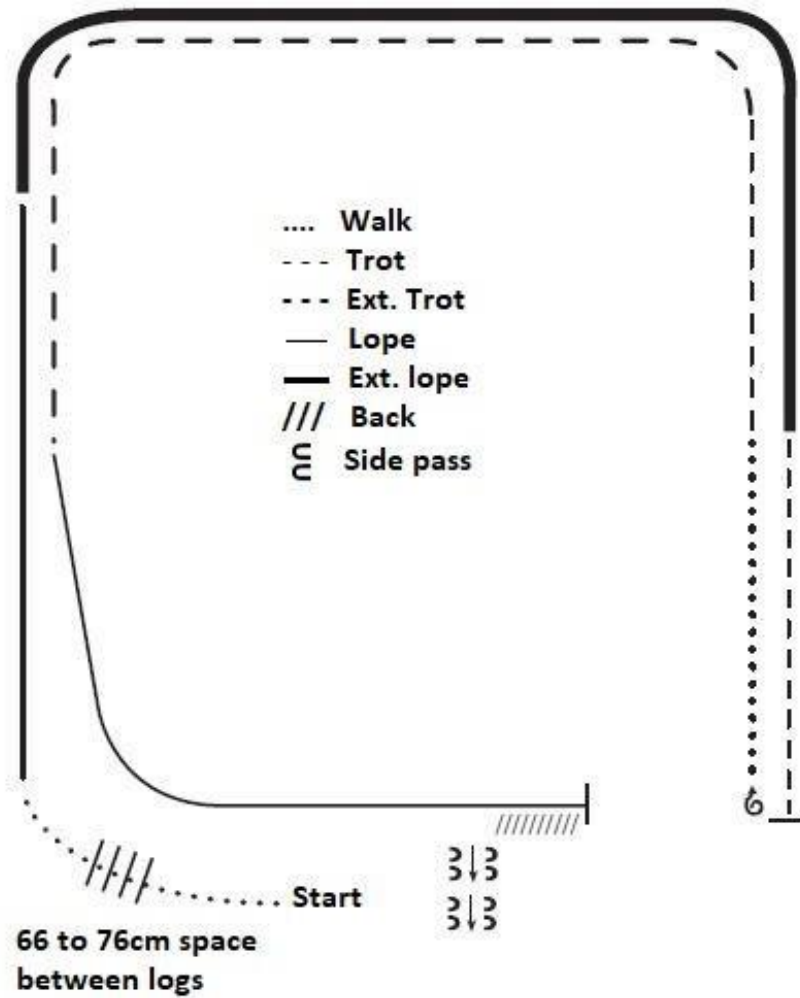
Pattern Provided by:

WA Paint Horse Association

www.HorseShowPatterns.com

www.HorseShowPatterns.com

RANCH RIDING Pattern 6



1. Walk
2. Walk over logs
3. Lope right lead
4. Extended lope right lead
5. Trot
6. Stop, 1½ turns right
7. Walk
8. Trot
9. Extended trot
10. Lope left lead
11. Stop and back
12. Side pass right

****Open Walk Jog & Improver Beginner****

Trot where lope is indicated

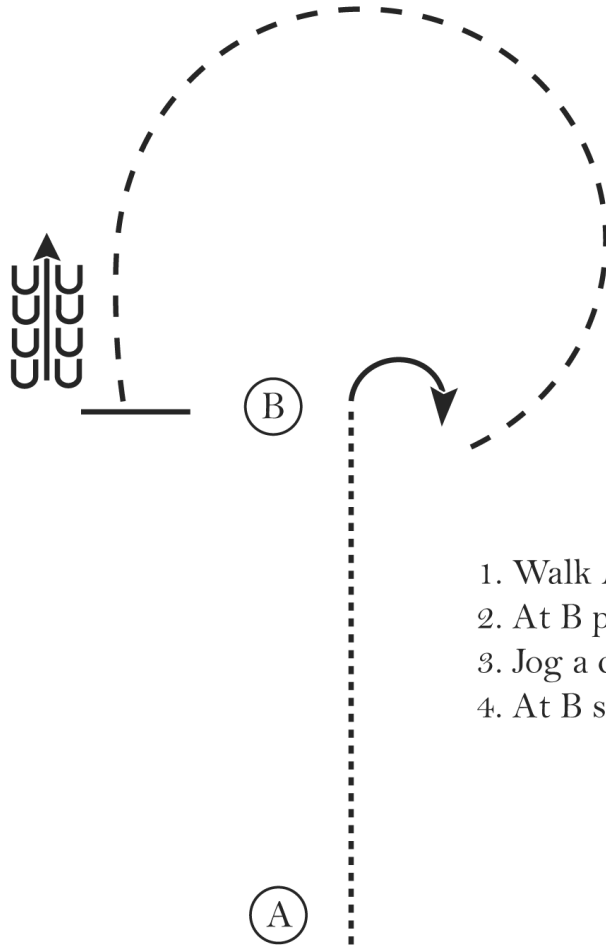
Extended Trot where extended lope is indicated

WAPHA B Show

Improver Beginner

Show Date: 04-12-2026

HORSEMANSHIP



1. Walk A to B
2. At B perform a 90 degree turn to the right
3. Jog a circle around B
4. At B stop and back 4 steps

Walk
Jog	-----
Extended Jog	-----
Lope	—————
Leg Yield	
Lead Change	↘
Back	← ⋈ ⋈ ⋈
Marker	(B)
Sidepass	←-----→

[WH/WT-7]

Pattern Provided by:

WA Paint Horse Association

w w w . H o r s e S h o w P a t t e r n s . c o m

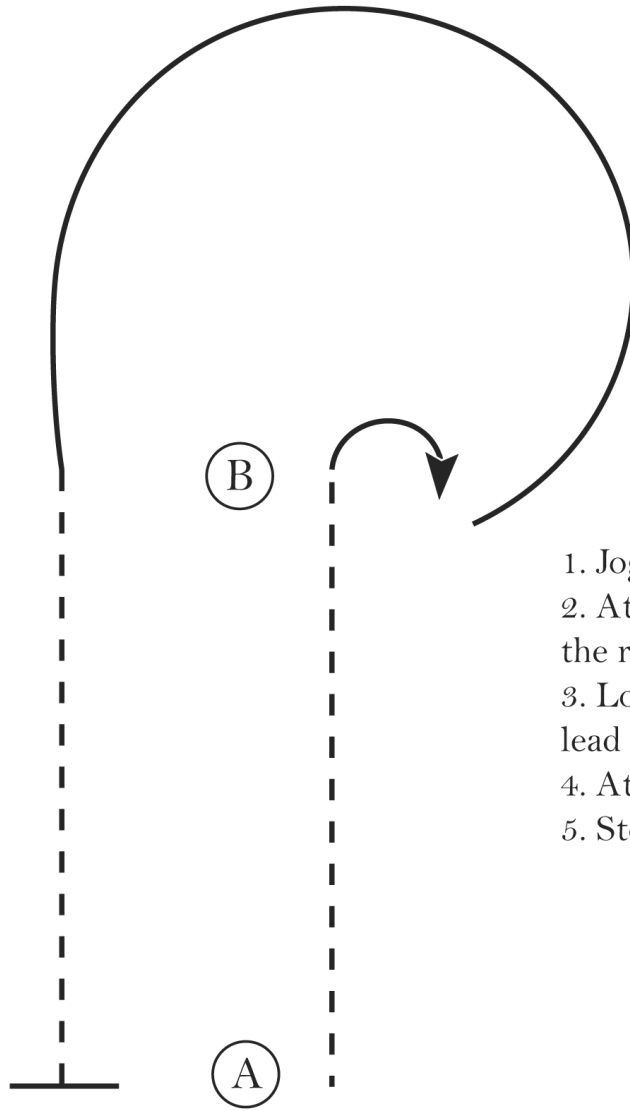
w w w . H o r s e S h o w P a t t e r n s . c o m

WAPHA B Show

Any Handed / Youth

Show Date: 04-12-2026

HORSEMANSHIP



1. Jog A to B
2. At B perform a 90 degree turn to the right
3. Lope a circle around B on the left lead
4. At B jog to A
5. Stop at A.

Walk
Jog	- - - - -
Extended Jog	- - - - -
Lope	—————
Leg Yield	
Lead Change	↗ ↘
Back	←←←←← ←←←←←
Marker	(B)
Sidepass	←←←←←

[WH/1-14]

Pattern Provided by:

WA Paint Horse Association

www.HorseShowPatterns.com

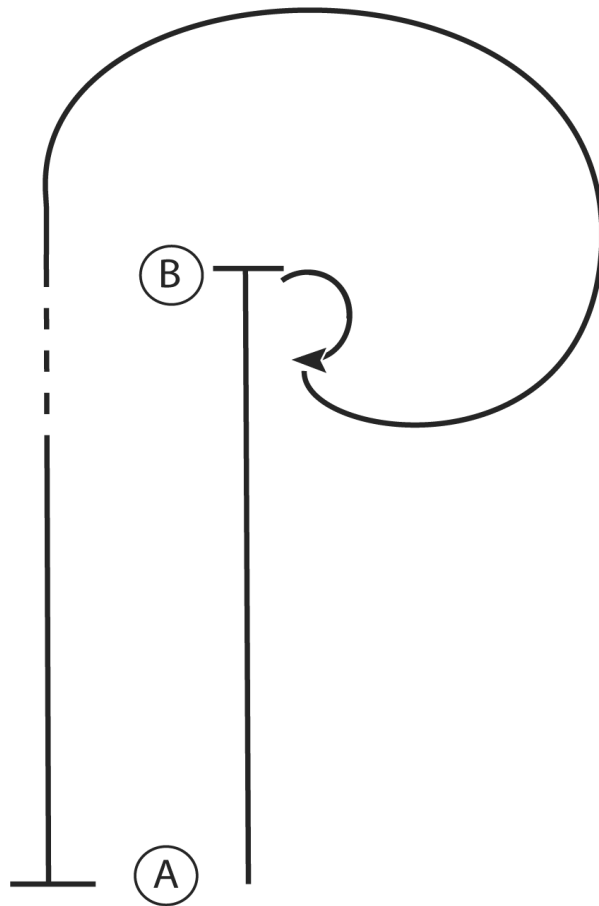
www.HorseShowPatterns.com

WAPHA B Show

Amateur / Open All Age

Show Date: 04-12-2026

HORSEMANSHIP



1. Lope on the right lead A to B
2. Stop at B and perform a 180 degree turn to the right
3. Lope a circle around B on the left lead
4. At B jog 4 strides
5. Lope on the right lead to A
6. Stop at A

Walk
Jog	-----
Extended Jog	-----
Lope	—————
Leg Yield	
Lead Change	↘
Back	←←←←
Marker	(B)
Sidepass	←←←←

[WH/2-44]

Pattern Provided by:

WA Paint Horse Association

www.HorseShowPatterns.com

www.HorseShowPatterns.com