

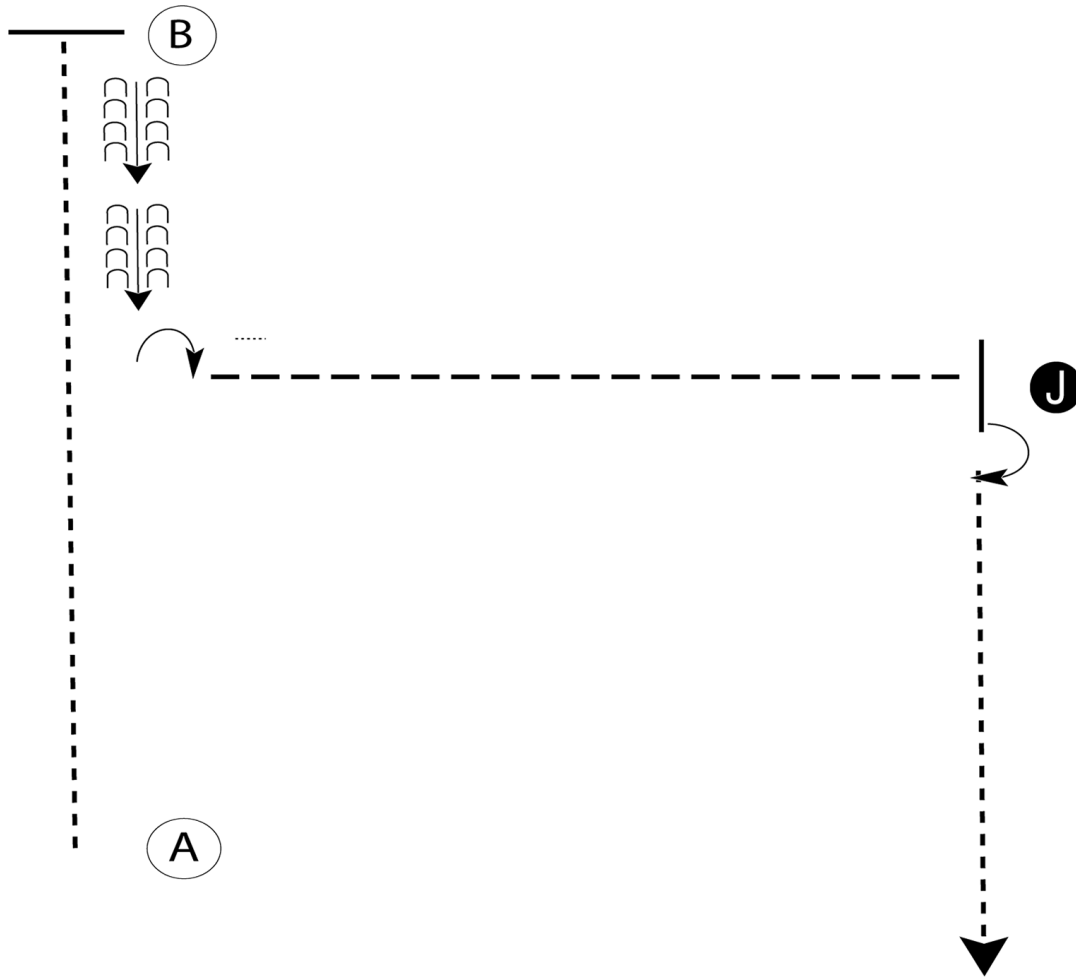
# 2025 WAPHA "A" Show

Showmanship (EWD, Improver, Novice Youth, Novice Amateur)

Show Date: 1-2 June 2025

www.HorseShowPatterns.com

www.HorseShowPatterns.com



1. Begin at A. Walk to B and stop.
2. Back until even with judge.
3. Perform a 90 degree turn. Trot to judge.
4. Stop, set up, inspection.
5. When dismissed, perform a 90 degree turn.
6. Walk to the line up or follow the directions of the ring steward.

Walk - - - - -  
Trot - - - - -  
Back ← - - - - -  
Marker (B)  
Judge (J)

[S/WT-4]

Pattern Provided by:

*Debra Howes*

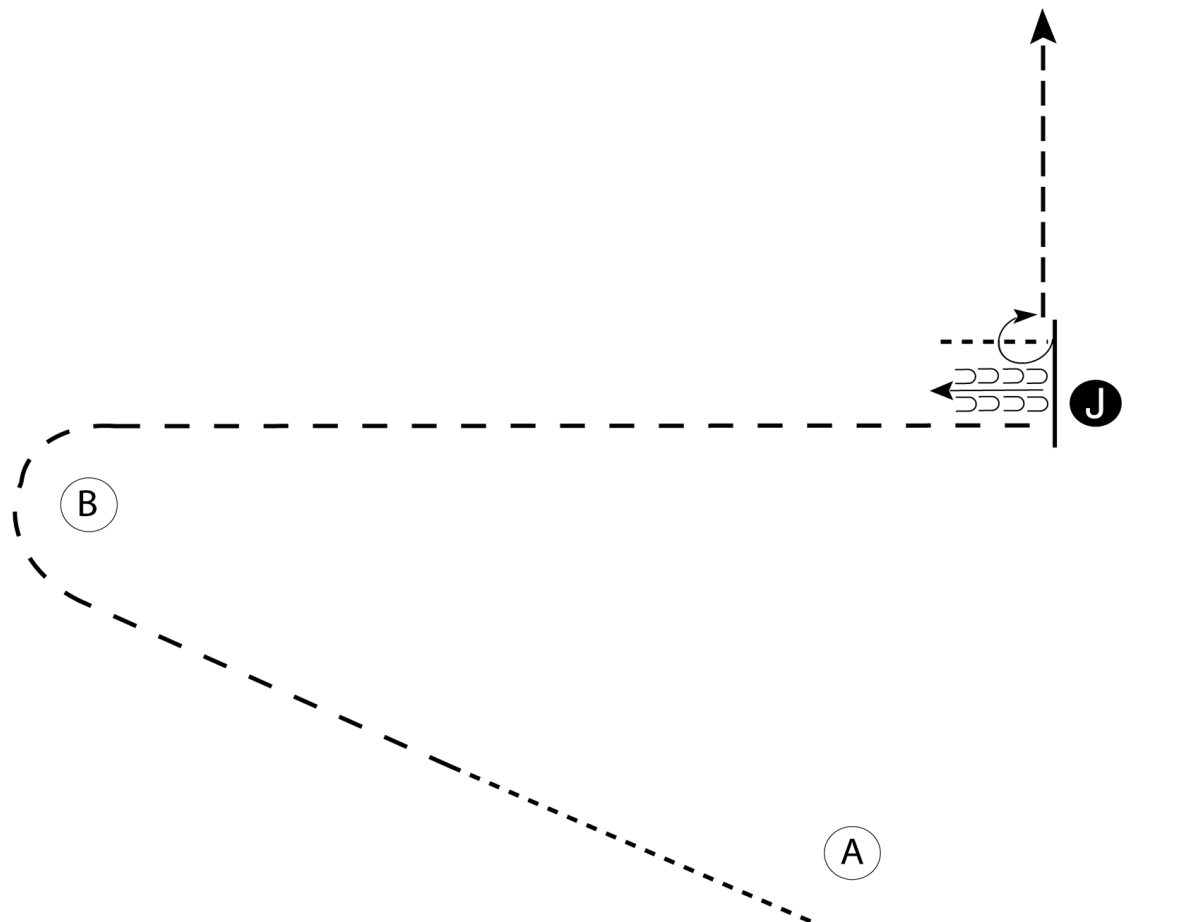
# 2025 WAPHA "A" Show

Showmanship (Youth 15-18yrs, Select Amateur, Amateur)

Show Date: 1-2 June 2025

www.HorseShowPatterns.com

www.HorseShowPatterns.com



1. Begin at A. Walk halfway to B
2. Trot to and around B to the Judge
3. Stop and back one horse length
4. Walk to the Judge and set up for inspection
5. When dismissed perform a 270 degree turn and trot to the line-up

Walk -----  
Trot -----  
Back ←-----  
Marker (B)  
Judge (J)

[S/1-15]

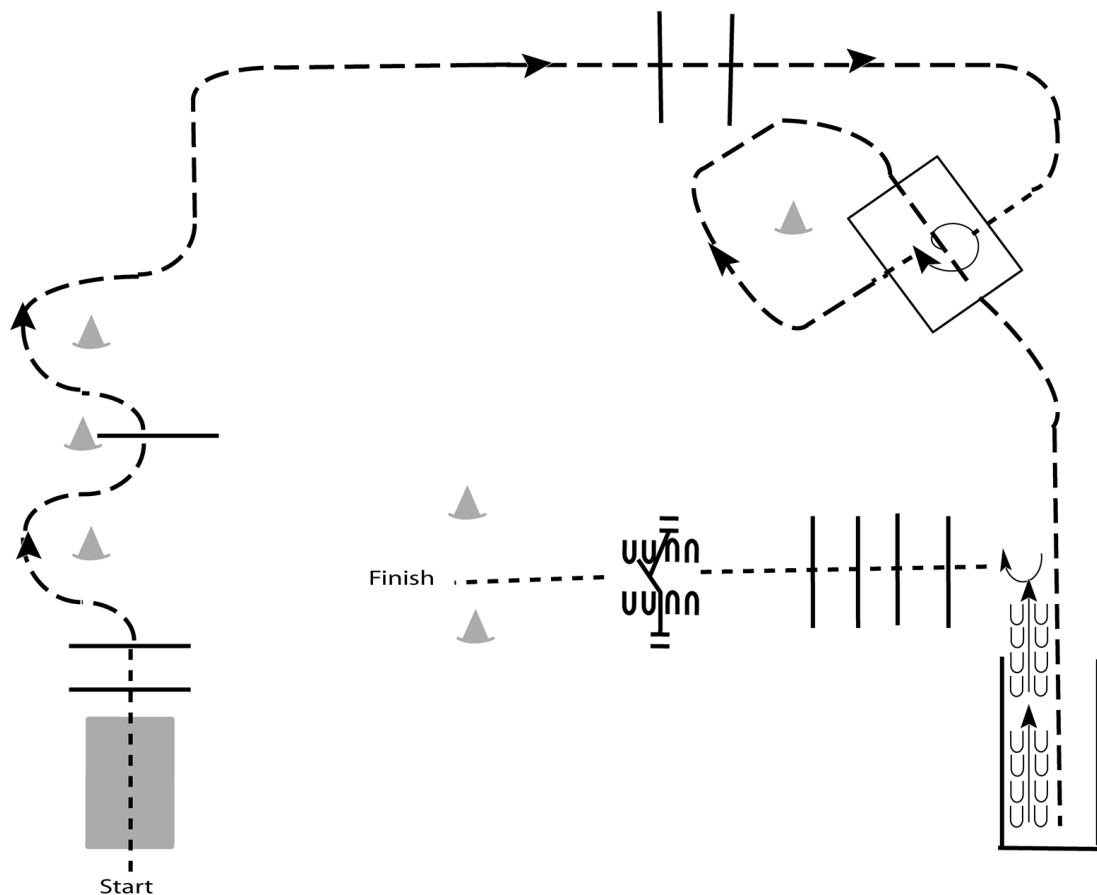
Pattern Provided by:

*Debra Howes*

# 2025 WAPHA "A" Show

## Trail (Led, Walk/Jog, EWD, Imp/Beginner)

Show Date: 1-2 June 2025



1. Walk over bridge and over poles.
2. Jog through serpentine and over pole.
3. Continue to jog over poles.
4. Break to a walk and walk into box. Turn a full turn to the right and walk out of box.
5. Jog through box and into chute
6. Back out of chute
7. Turn 90 degrees and walk over poles to gate
8. Work gate and walk to finish

Walk	-----
Jog	- - - - -
Extended Jog	- - - - -
Lope	=====
Leg Yield	
Lead Change	///
Back	←←←←←
Marker	ⓑ
Sidepass	←-----→

NOTE: EWD, Small Fry 5-10yrs walk through open Gate

[T/1-6]

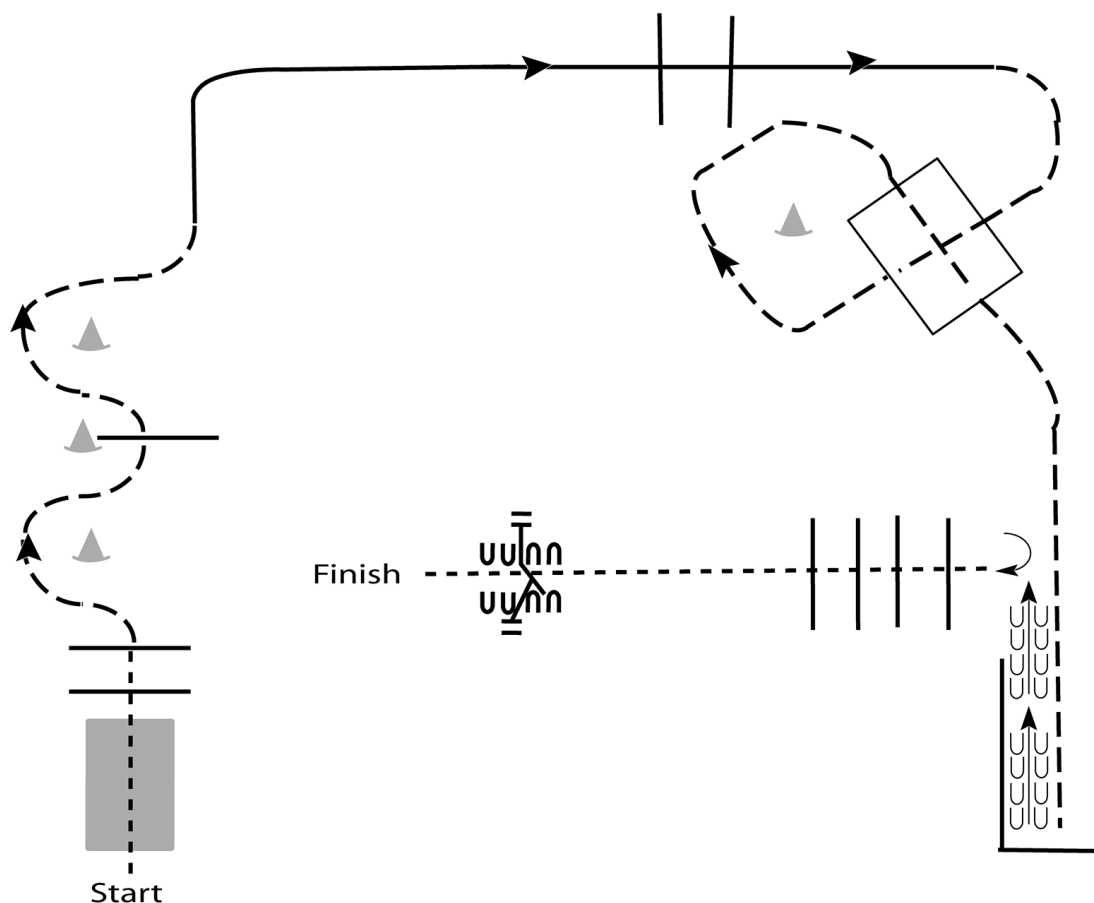
Pattern Provided by:

*Debra Howes*

# 2025 WAPHA "A" Show

Trail (Any Handed, 3yr, Yth 7-18yrs, Nov Yth, Nov Am)

Show Date: 1-2 June 2025



Be ready at start.

1. Walk over bridge and over poles.
2. Jog through serpentine and over pole.
3. Lope on the right lead over poles.
4. Jog through box and into chute.
5. Back out of chute.
6. Turn 90 degrees and walk over elevated poles.
7. Work gate with left hand.

Walk	-----
Jog	- - - - -
Extended Jog	- - - - -
Lope	=====
Leg Yield	
Lead Change	///
Back	←←←←←
Marker	ⓑ
Sidepass	←-----→

[T/1-6]

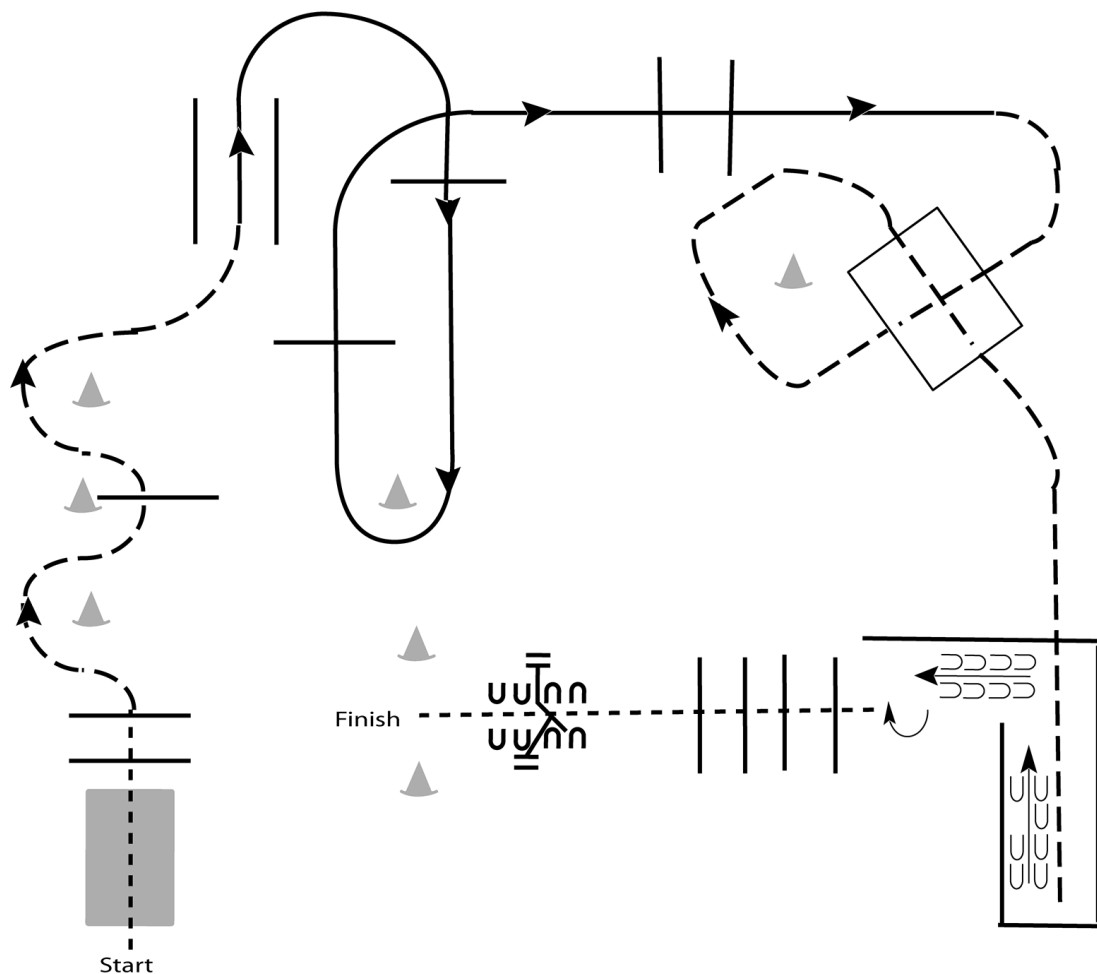
Pattern Provided by:

*Debra Howes*

# 2025 WAPHA "A" Show

Trail (Snr, Select Amateur, Jnr, Amateur)

Show Date: 1-2 June 2025



Begin at Start.

1. Walk over bridge and over poles.
2. Jog through serpentine and over pole.
3. Lope on the right lead over poles.
4. Jog through box and into chute.
5. Back the L.
6. Turn 180 degrees and walk over elevated poles.
7. Work gate with left hand.

Walk	-----
Jog	- - - - -
Extended Jog	- - - - -
Lope	=====
Leg Yield	
Lead Change	///
Back	←←←←←
Marker	ⓑ
Sidepass	←-----→

[T/2-7]

Pattern Provided by:

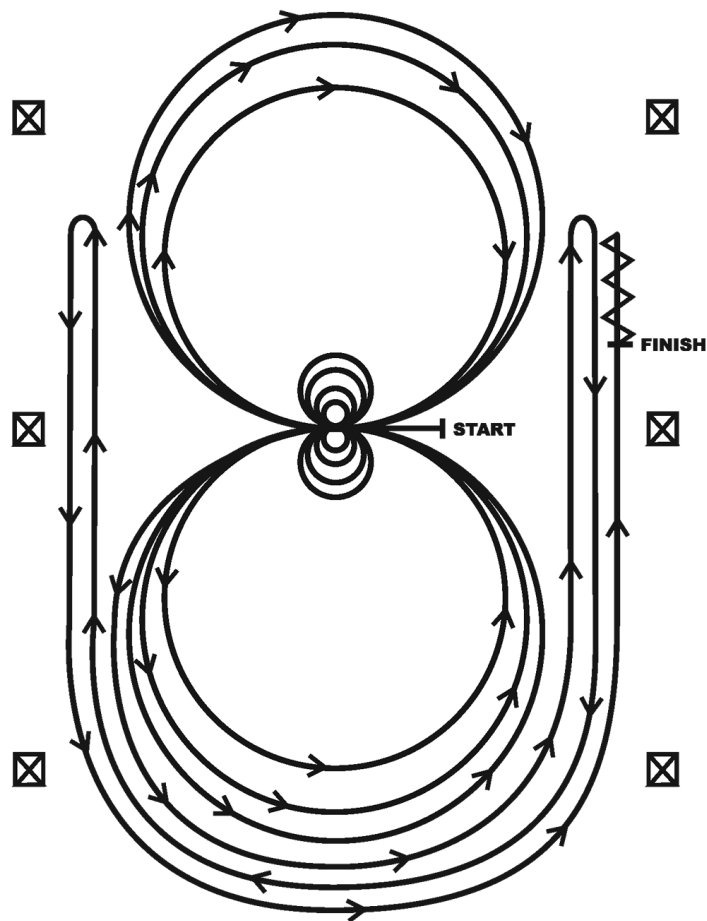
*Debra Howes*

# 2025 WAPHA "A" Show

## Reining (All Classes)

Show Date: 1-2 June 2025

### REINING PATTERN 6



Horses may walk or jog to the center of arena. Horses must walk or stop prior to starting pattern. Beginning at the center of the arena facing the left wall or fence.

1. Complete four spins to the right. Hesitate.
2. Complete four spins to the left. Hesitate.
3. Beginning on the left lead, complete three circles to the left: the first two circles large and fast; the third circle small and slow. Change leads at the center of the arena.
4. Complete three circles to the right: the first two circles large and fast; the third circle small and slow. Change leads at the center of the arena.
5. Begin a large circle to the left but do not close this circle. Run up the right side of the arena past the center marker and do a right rollback at least twenty feet (six meters) from the wall or fence—no hesitation.
6. Continue back around previous circle but do not close this circle. Run up the left side of the arena past the center marker and do a left rollback at least twenty feet (six meters) from the wall or fence—no hesitation.
7. Continue back around previous circle but do not close this circle. Run up the right side of the arena past the center marker and do a sliding stop at least twenty feet (six meters) from the wall or fence. Back up at least ten feet (three meters). Hesitate to demonstrate the completion of the pattern.

NOTE: EWD (W/J), Beginner/Improver(W/J), Any Handed use AQHA Pattern A

[R/AQHAP-6]

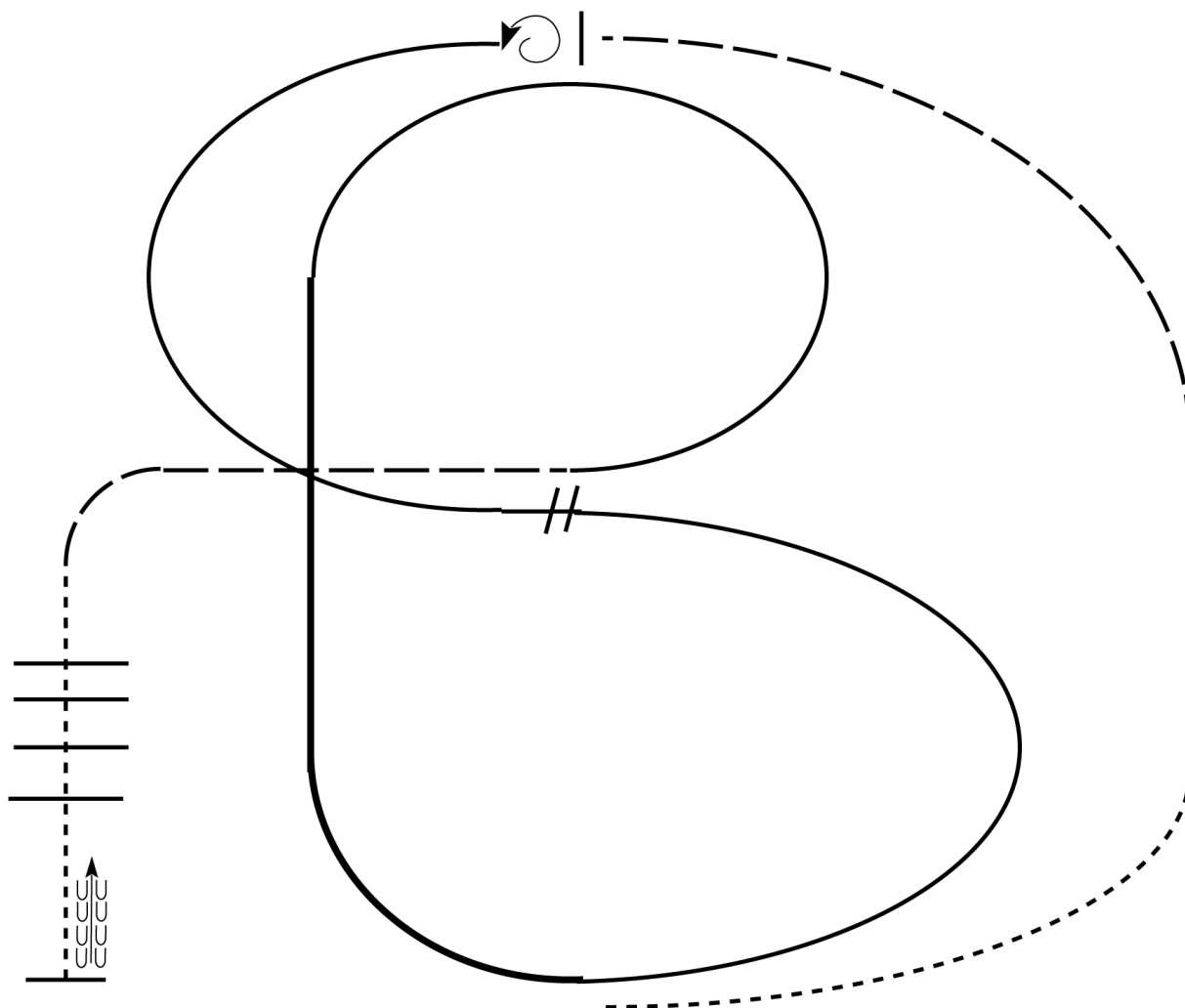
**Pattern Provided by:**

*Debra Howes*

# 2025 WAPHA "A" Show

## Ranch Riding (All Classes)

Show Date: 1-2 June 2025



1. Walk
2. Trot
3. Extend the trot, at the top of the arena, stop
4. 360 degree turn to the left
5. Left lead 1/2 circle, lope to the center
6. Change leads (simple or flying)
7. Right lead 1/2 circle
8. Extended lope up the long side of arena (right lead)
9. Collect back to a lope around the top of the arena and back to center
10. Break down to an extended trot
11. Walk over poles.
12. Stop and back

Walk	-----
Jog	- - - - -
Extended Jog	— — — —
Lope	— — — —
Lead Change	
Back	
Marker	(B)

NOTE: Class 94 Improver Walk/Jog - Jog in Lope areas

[RR/1]

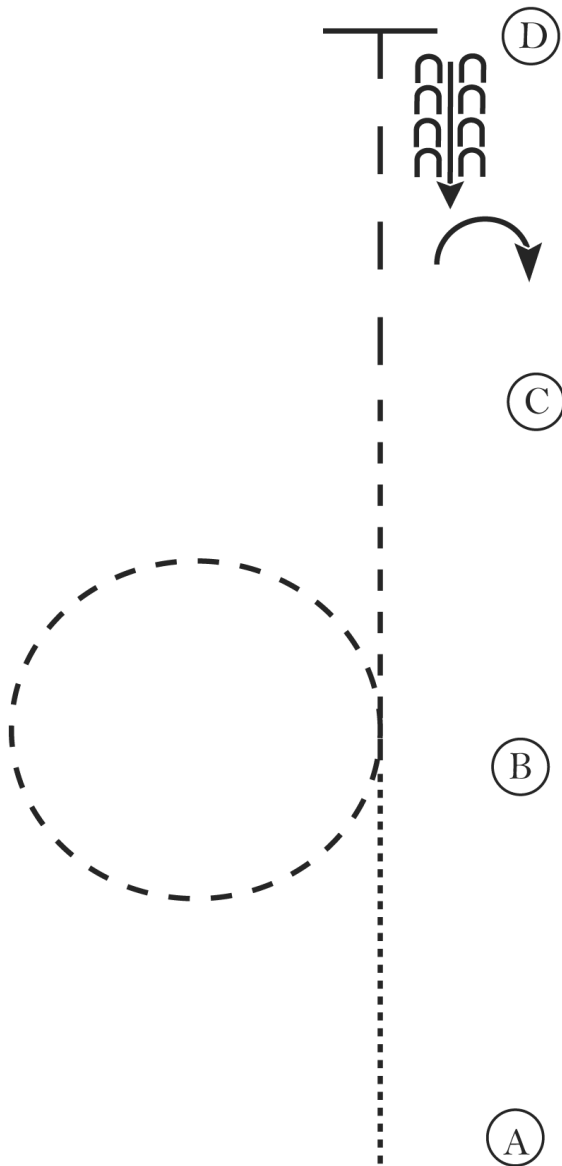
Pattern Provided by:

*Debra Howes*

# 2025 WAPHA "A" Show

## Western Horsemanship (EWD, Yth Walk/Jog)

Show Date: 1-2 June 2025



1. Walk A to B.
2. At B jog.
3. Jog a circle at B and continue to C.
4. At C extend the jog to D.
5. At D stop and back 4 steps.
6. Turn 90 degrees to the right.

Walk	.....
Jog	-----
Extended Jog	-----
Lope	=====
Leg Yield	
Lead Change	↗↘
Back	←←←←
Marker	(B)
Sidepass	←---→

[WH/WT-11]

Pattern Provided by:

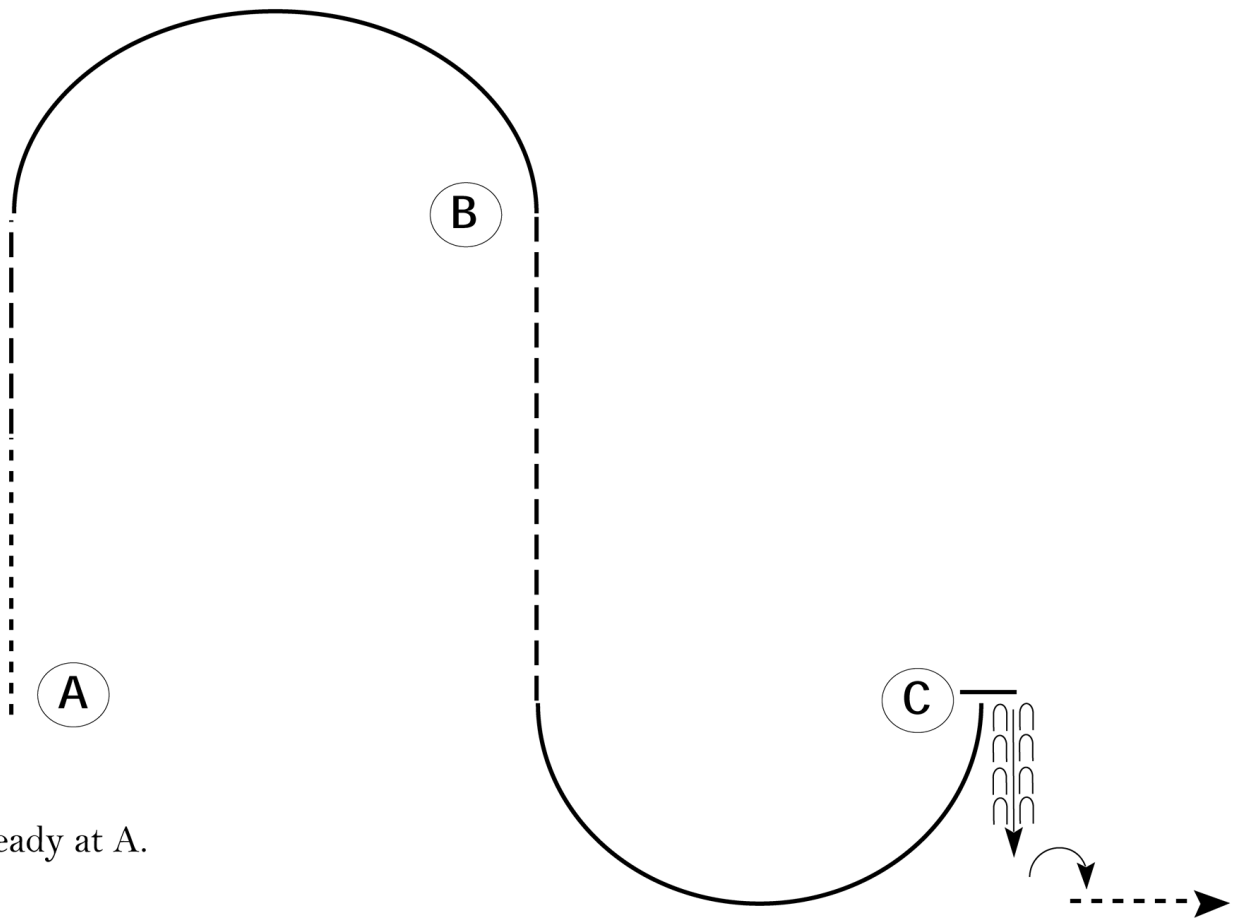
*Debra Howes*



# 2025 WAPHA "A" Show

Western Horsemanship (Yth 7-18yrs, Novice Yth, Novice Amateur)


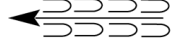
Show Date: 1-2 June 2025



Be ready at A.

1. Walk from A to center of pattern.
2. Jog until even with B.
3. Lope a half circle on the right lead to B.
4. Jog from B until even with C.
5. Lope a half circle on the left lead to C.
6. Stop at C and back approximately one horse length.
7. Perform a 1/4 turn right and walk off.

Follow the directions of your ring steward.

Walk	-----
Jog	- - - - -
Extended Jog	- - - - -
Lope	—————
Lead Change	
Back	
Marker	(B)

[WH/1-80]

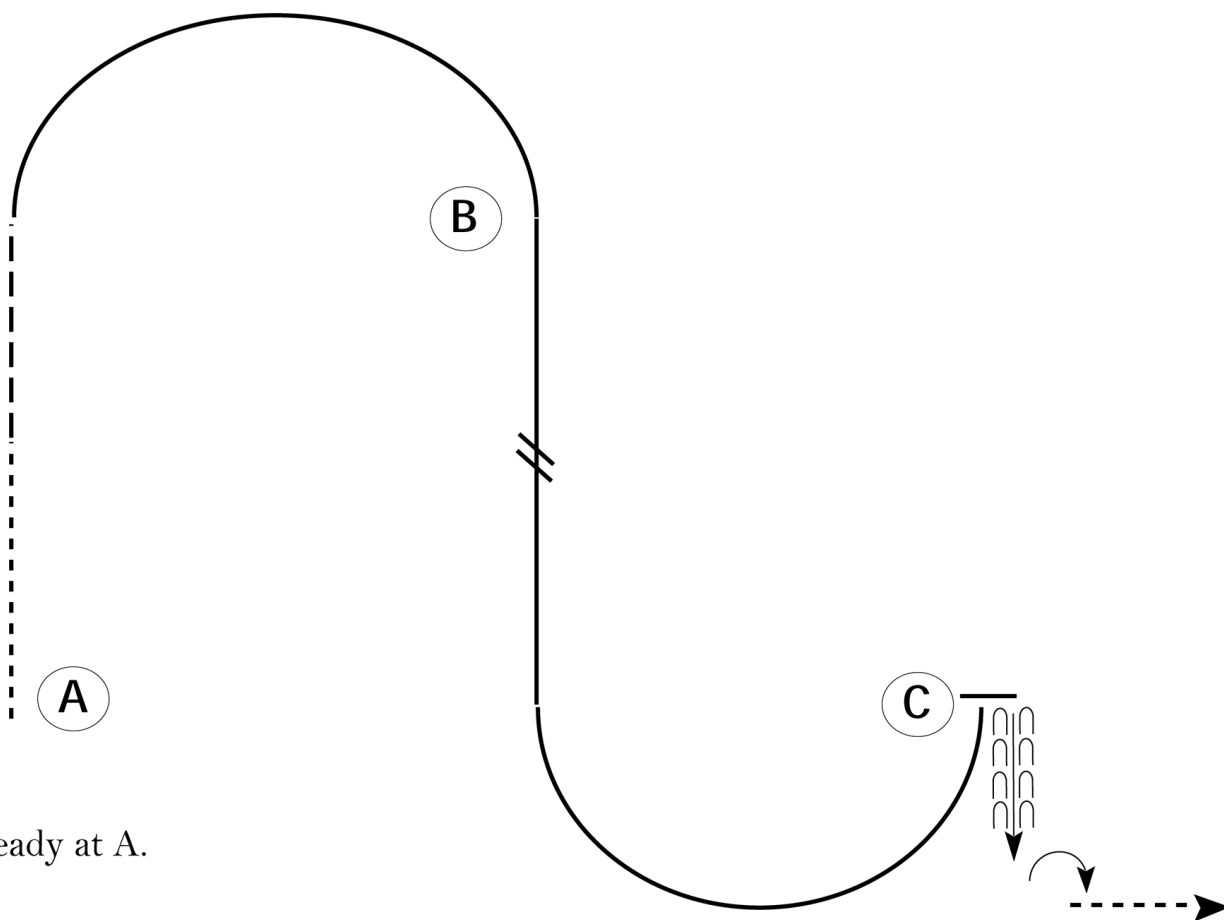
Pattern Provided by:

*Debra Howes*

# 2025 WAPHA "A" Show

## Western Horsemanship (Amateur, Select Amateur)

Show Date: 1-2 June 2025



Be ready at A.

1. Walk from A to center of pattern.
2. Jog until even with B.
3. Lope a half circle on the right lead to and around B.
4. Perform a simple lead change in the center of the pattern.
5. Lope a half circle on the left lead to C.
6. Stop at C and back approximately one horse length.
7. Perform a 1/4 turn right and walk off.

Follow the directions of your ring steward.

Walk	-----
Jog	-----
Extended Jog	-----
Lope	-----
Lead Change	
Back	
Marker	

[WH/2-80]

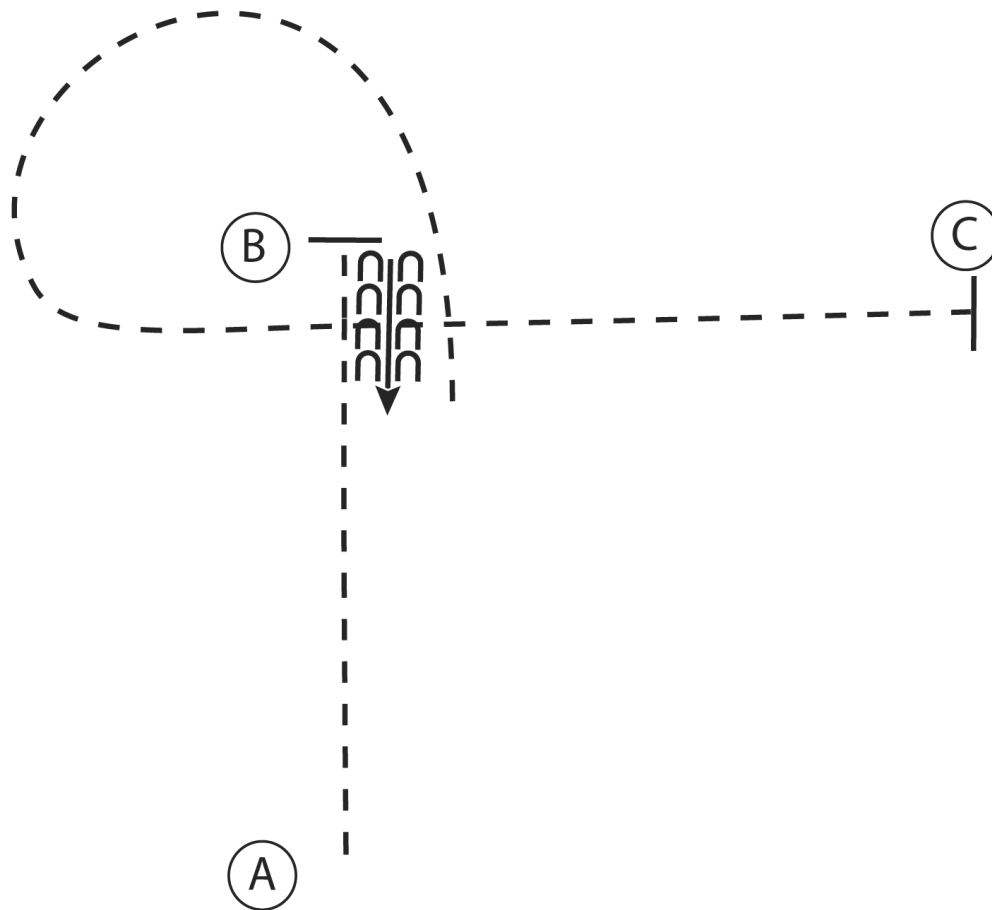
Pattern Provided by:

*Debra Howes*

# 2025 WAPHA "A" Show

## Hunt Seat Equitation (EWD, Yth Walk/Trot)

Show Date: 1-2 June 2025



1. Trot A to B
2. At B stop and back 4 steps
3. Trot a circle around B and continue to C
4. Stop at C

Walk	.....
Trot	-----
Extended Trot	- - - - -
Canter	—————
Leg Yield	
Lead Change	↘
Back	←←←←←
Marker	(B)
Sidepass	←- - - -→

[HSE/WT-2]

Pattern Provided by:

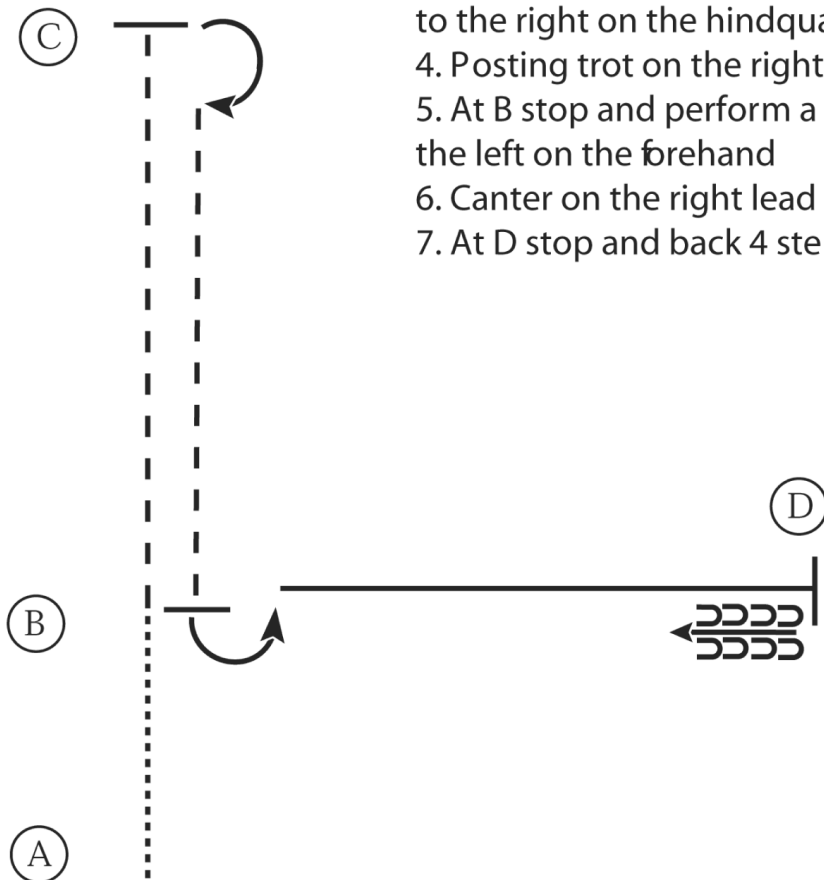
*Debra Howes*

# 2025 WAPHA "A" Show

## Hunt Seat Equitation (Yth 7-18yrs, Novice Youth, Novice Amateur)

Show Date: 1-2 June 2025

1. Walk A to B
2. At B posting trot on the left diagonal to C
3. At C stop and perform a 180 degree turn to the right on the hindquarters
4. Posting trot on the right diagonal to B
5. At B stop and perform a 90 degree turn to the left on the forehand
6. Canter on the right lead to D
7. At D stop and back 4 steps



Walk	.....
Trot	-----
Extended Trot	-----
Canter	=====
Leg Yield	
Lead Change	↗↘
Back	←←←←
Marker	(B)
Sidepass	←- - - ->

[HSE/1-3]

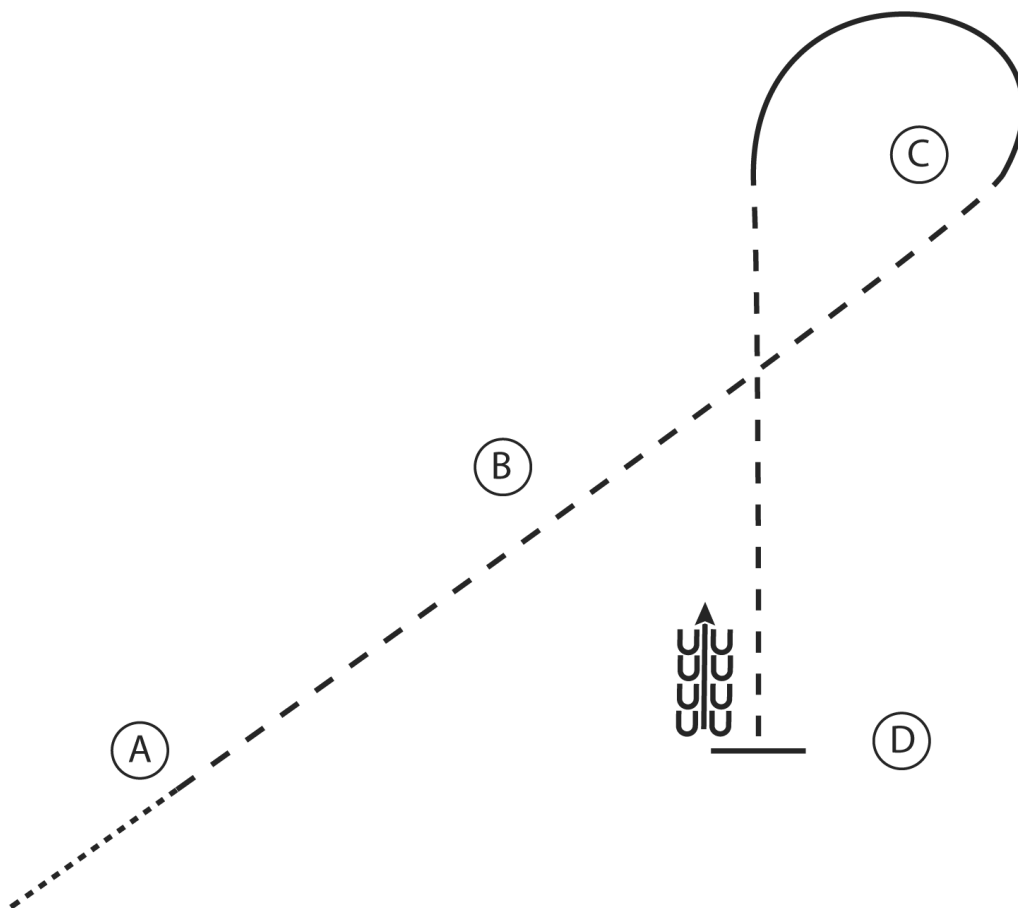
Pattern Provided by:

*Debra Howes*

# 2025 WAPHA "A" Show

## Hunt Seat Equitation (Amateur, Select Amateur)

Show Date: 1-2 June 2025



1. Walk to A
2. Sitting trot to B
3. Posting trot to C on the right diagonal
4. At C canter a half circle on the left lead
5. At C posting trot to D on the left diagonal
6. Stop at D and back 4 steps

Walk	.....
Trot	-----
Extended Trot	-----
Canter	=====
Leg Yield	
Lead Change	↗↘
Back	←←←←
Marker	(B)
Sidepass	←-----→

[HSE/2-2]

Pattern Provided by:

*Debra Howes*